

Please check the examination details below before entering your candidate information

Candidate surname					Other names				
Centre Number					Candidate Number				

Pearson Edexcel Level 3 GCE

Thursday 25 May 2023

Afternoon Paper reference **8MA0/21**

Mathematics
Advanced Subsidiary
PAPER 21: Statistics

You must have:
 Mathematical Formulae and Statistical Tables (Green), calculator

Total Marks

Candidates may use any calculator allowed by Pearson regulations. Calculators must not have the facility for symbolic algebra manipulation, differentiation and integration, or have retrievable mathematical formulae stored in them.

Instructions

- Use **black** ink or ball-point pen.
- If pencil is used for diagrams/sketches/graphs it must be dark (HB or B).
- **Fill in the boxes** at the top of this page with your name, centre number and candidate number.
- Answer **all** questions and ensure that your answers to parts of questions are clearly labelled.
- Answer the questions in the spaces provided
– *there may be more space than you need.*
- You should show sufficient working to make your methods clear. Answers without working may not gain full credit.
- Values from statistical tables should be quoted in full. If a calculator is used instead of tables the value should be given to an equivalent degree of accuracy.
- Inexact answers should be given to three significant figures unless otherwise stated.

Information

- A booklet 'Mathematical Formulae and Statistical Tables' is provided.
- The total mark for this part of the examination is 30. There are 5 questions.
- The marks for **each** question are shown in brackets
– *use this as a guide as to how much time to spend on each question.*

Advice

- Read each question carefully before you start to answer it.
- Try to answer every question.
- Check your answers if you have time at the end.

Turn over ►

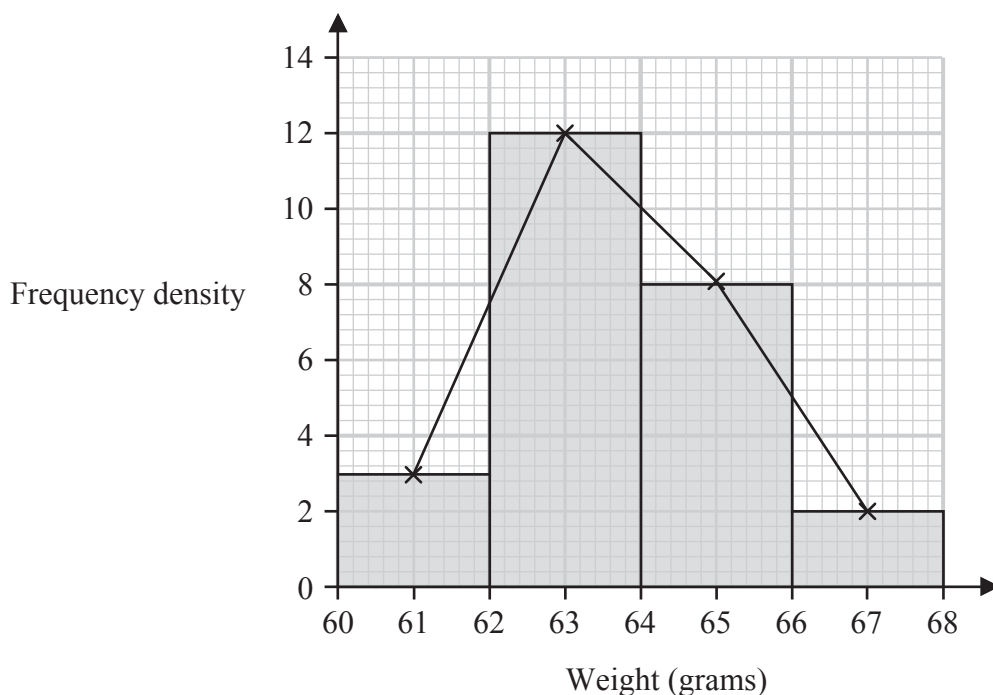
P72818A

©2023 Pearson Education Ltd.
N:1/1/1/1/1/




Pearson

1. The histogram and its frequency polygon below give information about the weights, in grams, of 50 plums.



- (a) Show that an estimate for the mean weight of the 50 plums is 63.72 grams. (2)
- (b) Calculate an estimate for the standard deviation of the 50 plums. (2)

Later it was discovered that the scales used to weigh the plums were broken.

Each plum actually weighs 5 grams less than originally thought.

- (c) State the effect this will have on the estimate of the standard deviation in part (b). Give a reason for your answer. (1)



Question 1 continued

DO NOT WRITE IN THIS AREA

DO NOT WRITE IN THIS AREA

DO NOT WRITE IN THIS AREA

(Total for Question 1 is 5 marks)



2. Fred and Nadine are investigating whether there is a linear relationship between Daily Mean Pressure, p hPa, and Daily Mean Air Temperature, t °C, in Beijing using the 2015 data from the large data set.

Fred randomly selects one month from the data set and draws the scatter diagram in Figure 1 using the data from that month.

The scale has been left off the horizontal axis.

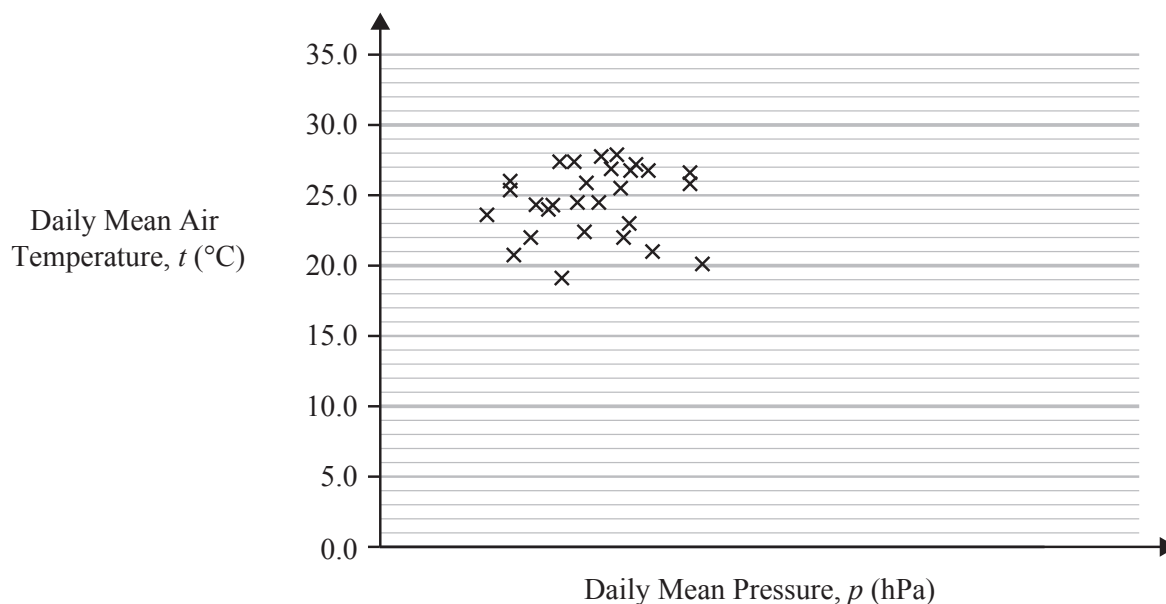


Figure 1

- (a) Describe the correlation shown in Figure 1.

(1)

Nadine chooses to use all of the data for Beijing from 2015 and draws the scatter diagram in Figure 2.

She uses the same scales as Fred.

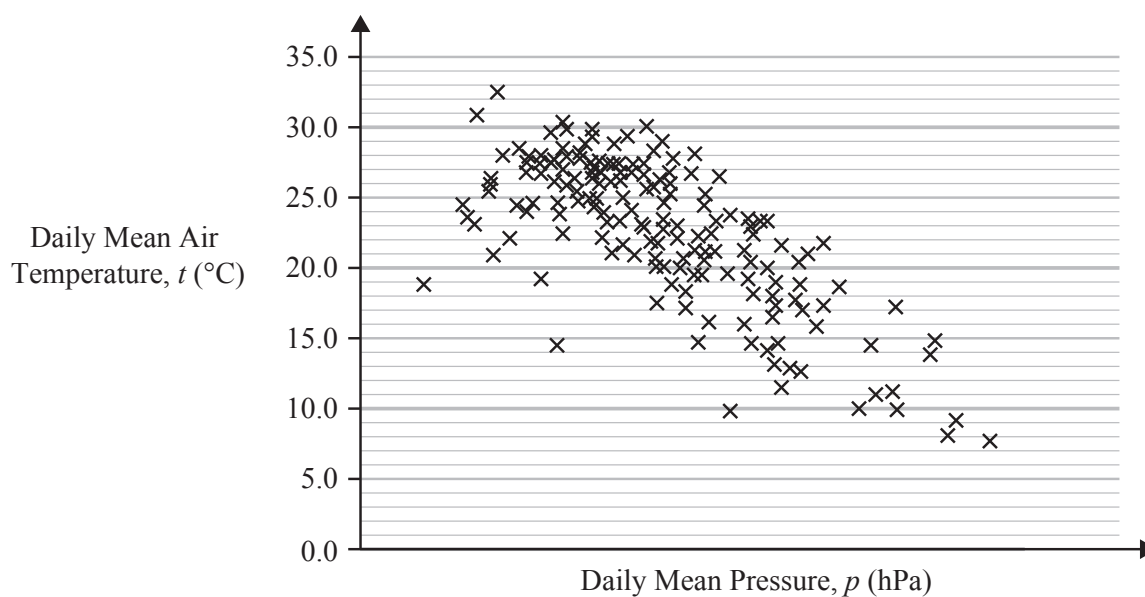


Figure 2



3. In an after-school club, students can choose to take part in Art, Music, both or neither.

There are 45 students that attend the after-school club. Of these

- 25 students take part in Art
- 12 students take part in both Art and Music
- the number of students that take part in Music is x

(a) Find the range of possible values of x

(2)

One of the 45 students is selected at random.

Event A is the event that the student selected takes part in Art.

Event M is the event that the student selected takes part in Music.

(b) Determine whether or not it is possible for the events A and M to be independent.

(4)

DO NOT WRITE IN THIS AREA

DO NOT WRITE IN THIS AREA

DO NOT WRITE IN THIS AREA



4. Past information shows that 25% of adults in a large population have a particular allergy.

Rylan believes that the proportion that has the allergy differs from 25%

He takes a random sample of 50 adults from the population.

Rylan carries out a test of the null hypothesis $H_0: p = 0.25$ using a 5% level of significance.

- (a) Write down the alternative hypothesis for Rylan's test. (1)
- (b) Find the critical region for this test. (4)
You should state the probability associated with each tail, which should be as close to 2.5% as possible.
- (c) State the actual probability of incorrectly rejecting H_0 for this test. (1)

Rylan finds that 10 of the adults in his sample have the allergy.

- (d) State the conclusion of Rylan's hypothesis test. (1)

DO NOT WRITE IN THIS AREA

DO NOT WRITE IN THIS AREA

DO NOT WRITE IN THIS AREA



Question 4 continued

DO NOT WRITE IN THIS AREA

DO NOT WRITE IN THIS AREA

DO NOT WRITE IN THIS AREA

(Total for Question 4 is 7 marks)

P 7 2 8 1 8 A 0 9 1 2

5. Julia selects 3 letters at random, one at a time without replacement, from the word

VARIANCE

The discrete random variable X represents the number of times she selects a letter A.

(a) Find the complete probability distribution of X .

(5)

Yuki selects 10 letters at random, one at a time **with** replacement, from the word

DEVIATION

(b) Find the probability that he selects the letter E at least 4 times.

(3)

DO NOT WRITE IN THIS AREA

DO NOT WRITE IN THIS AREA

DO NOT WRITE IN THIS AREA



